



Mississippi Timber Price Report

Department of Agricultural Economics

Department of Forestry

Box 9681
Mississippi State, MS 39762

March/April, 1995

MISSISSIPPI TIMBER PRICE REPORT

1. WHAT IS THIS REPORT?

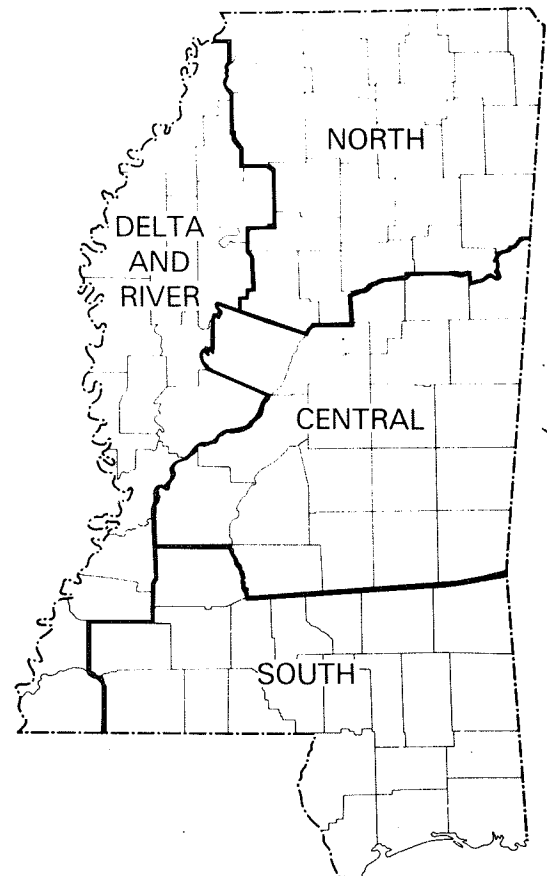
The Mississippi Timber Price Report is a bimonthly survey of stumpage and delivered timber prices in Mississippi. It is developed through the cooperation of public and private members of the forestry sector with the Cooperative Extension Service to provide an accurate picture of timber market activity. Mississippi is divided into four market regions that reflect distinct timber markets within the state (see map) and average prices for common forest products are listed. These values are compiled by polling cooperators from forest industry, public agencies, consulting foresters and landowners.

2. HOW TO USE THIS REPORT.

This report is intended to give a profile of timber prices in Mississippi.

Values given are offered as a guide to help individuals assess the fair-market value of their timber. The average price for a region should NOT be applied as the exact value for a particular timber tract. The best way for private landowners to obtain the highest price for a particular tract is to use competitive bidding. These prices, however, do reflect current timber market activity in each region.

Certain factors may cause a particular tract of timber to be valued higher or lower. For example, a tract that has a high timber volume per acre and can be logged during wet weather may bring a price per unit higher than the average reported here. On the other hand, a tract with less volume at great distance from the buyer's mill may bring less. Additional factors that affect timber values are timber quality, tract size, type of product to be made from the timber, access to the tract and many others. These values are a good price reference for landowners who wish to market timber, but individuals are advised to have their timber evaluated by a professional forester before making a timber sale.



3. TIMBER MARKET COMMENTS

Sawtimber

Pine sawtimber stumpage prices remained good through March and April, but were trending lower, especially toward the end of April. Competition for quality tracts with winter access remained strong, but average prices for pine eased on the likelihood of drier weather approaching and dropping pine lumber prices. Most reporters commented that the pine lumber market was "dropping" or "down."

In some areas of the state, rains during March and April hampered operations, but for the most part, mills reported having good log supplies. Some mills were nearly "blocked out." Good log supplies and the expectation that weather will get progressively drier in the next 60 days took the pressure off pine sawtimber stumpage by the end of April. Statewide average pine stumpage prices were lower by \$25-\$50/MBF,D at the end of April.

Tracts of good quality timber that could be logged in wet weather continued to command very competitive prices. One such sale in central Mississippi was reported at \$557/MF,D for the pine sawtimber and another was reported at \$592/MBF,D. These were not included in the averages.

Hardwood sawtimber prices followed a different path than pine. March and April are typically months when hardwood log supply is getting thin as winter-stored logs run low and logging conditions are still wet in hardwood forests. This year hardwood stumpage prices remained strong as would be expected. The hardwood lumber market was reported as "steady" and log demand is good. Most hardwood mills reported log suppliers were adequate, but lumber demand was keeping stumpage prices firm, especially for oak. A few reporters noted that while oak lumber prices were good, prices for lower grades and "off species" were lower. Oak stumpage prices were higher throughout the state, except north Mississippi.

Pulpwood

Pulpwood demand was good statewide in March and April with prices steady. Pine pulpwood prices were a bit higher, in general, for the period, while hardwood was steady. By the end of April, however, quotas on pine were beginning, but hardwood demand remained "wide open."

One reporter commented that the salvage in north Mississippi was now completed from last year's ice storm, but that he's still cutting a few stands that had damaged hardwood from that storm.

Other Comments

No reports of southern pine beetle were mentioned this period.

This issue contains graphs of sawtimber average prices over the last two years.

Anyone can get copies of the Mississippi Timber Price Report from the local Extension office. The report is now available through the Cooperative Extension Service, County Computer Network to all County Extension Offices. For the latest timber prices, call your County Extension Office or to get on the mailing list, contact Agricultural Economics at P.O. Box 9755 or Extension Forestry at P.O. Box 9681, Mississippi State, MS 39762.

As always, your comments, pro and con are welcome.

MISSISSIPPI TIMBER PRICE REPORT
 March/April 1995
DON'T FORGET TO CHECK THE TIMBER MARKET COMMENTS!

STANDING TIMBER¹

	<u>North</u>		<u>Central</u>		<u>South</u>		<u>Delta and River</u>	
	Low-High	Average	Low-High	Average	Low-High	Average	Low-High	Average
Pine sawtimber	208-461	334	255-423	366**	285-520	392	250-577	382
Chip-n-saw pine	-	55*	60-65	62	60-78	68	-	55*
Poles (pine)	-	-	-	-	-	-	-	-
Mixed hardwood sawtimber ²	80-220	139	100-215	145	95-200	149	75-190	131
Oak sawtimber	150-274	211	150-400	258	205-495	368	200-495	306
Soft hardwood sawtimber ³	-	-	-	-	-	-	-	-
Rare hardwood sawtimber ⁴	-	-	-	-	-	-	-	-
Pine pulpwood	21-45	33	15-35	24	12-37	21.50	10-23	16.50
Hardwood pulpwood	10-30	16	8-25	17	10-16	11.75	5-16	10.75

DELIVERED PRICES⁵

	<u>North</u>		<u>Central</u>		<u>South</u>		<u>Delta and River</u>	
	Low-High	Average	Low-High	Average	Low-High	Average	Low-High	Average
Pine sawtimber	375-400	390	365-420	408	350-475	445	-	-
Chip-n-saw pine	-	-	90-105	95	89-101	97	-	-
Poles (pine)	-	-	-	-	60/T*	-	-	-
Mixed hardwood sawtimber ²	170-250	225	215-270	235	225-275	258	235-250	242
Oak sawtimber	290-337	315	--	300*	400-500	458	370-500	448
Other hardwood sawtimber	-	-	-	-	-	-	200-500	**
Pine pulpwood	43-68	51	41-54	49	45-49	47.25	49-72	61
Hardwood pulpwood	38-62	49	36-55	42	35-42	37.75	43-47	44.50

¹Prices reported are for timber market transactions during the two-month period listed, sawtimber and standing pole prices in \$/MBF Doyle, chip-n-saw and pulpwood prices in \$/cord, delivered pine poles in \$/ton.

²"Mixed Hardwoods" are mostly: Low-grade Oak, Beech, Cottonwood, Willow, Elm, Gums, Locust, Hackberry, Magnolia, Pecan, Hickory, Sycamore, Tupelo and Birch.

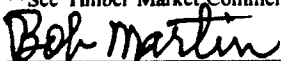
³"Soft Hardwoods" are mostly: Cottonwood, Willow, Poplar and Gum.


⁴"Rare Hardwoods" are mostly: Walnut, Cherry, Royal Paulownia, Persimmon, some species and grades of Cypress, certain prime grades of Cherrybark and White Oaks.

⁵Delivered prices are values given at the sawmill or pulpwood yard gate.

*Only one price reported.

**See Timber Market Comments.


 Bob Martin
 Extension Economist
 (601) 325-2515


 Bob Daniels
 Extension Forester
 (601) 325-3150