



AGRI-MARKETING

EXTENSION AGRICULTURAL ECONOMICS DEPARTMENT

June 1987

MCES TIMBER PRICE REPORT

1. WHAT IS THIS REPORT?

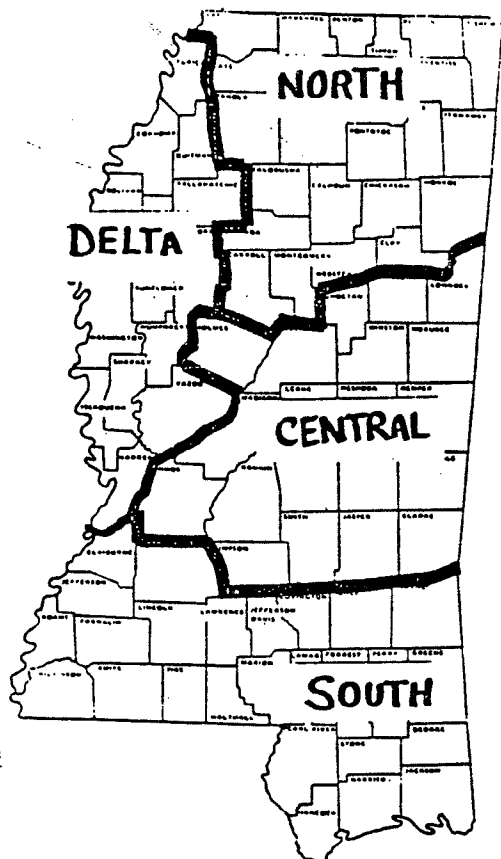
The MCES Timber Price Report is a monthly survey of stumpage and delivered timber prices in Mississippi. It is developed through the cooperation of public and private members of the forestry sector with MCES to provide an accurate picture of timber market activity. Mississippi is divided into four market regions that reflect distinct timber markets within the state (see map) and average prices for common forest products are listed. These values are compiled by polling cooperators from forest industry, public agencies, consulting foresters and landowners.

2. HOW TO USE THIS REPORT.

This report is intended to give a profile of timber prices in Mississippi.

Values given are offered as a guide to help individuals assess the fair-market value of their timber. The average price for a region should NOT be applied as the exact value for a particular timber tract. The best way for private landowners to obtain the highest price for a particular tract is to use competitive bidding. These prices, however, do reflect current timber market activity in each region.

Certain factors may cause a particular tract of timber to be valued higher or lower. For example, a tract that has a high timber volume per acre and can be logged during wet weather may bring a price per unit higher than the average reported here. On the other hand, a tract with less volume at great distance from the buyer's mill may bring less. Additional factors that affect timber values are timber quality, tract size, type of product to be made from the timber, access to the tract and many others. These values are a good price reference for landowners who wish to market timber, but individuals are advised to have their timber evaluated by a professional forester before making a timber sale.



3. TIMBER MARKET COMMENTS

Sawtimber

In south Mississippi business seemed to be returning to normal for most mills. Lumber demand seems to be holding strong. Stumpage sales were fewer because of increases in delivered logs and because some mills were just getting into timber that had been purchased for several months. However, logging is still difficult in some river bottoms due to persistent periodic showers.

Many mills, both hardwood and pine, report that business is good. Oak and ash demand remains strong and still drives the hardwood market. Pine lumber demand remains good with lumber prices holding steady or trending slightly down.

In the southern reporting district pine log prices again tended to be lower in the western section and higher in the east. During June, the average pine sawtimber delivered price for southwest Mississippi was \$207. The average price for the southeast was \$240.

In the Delta delivered prices for ash ranged from \$225-\$255/MBF, averaging \$243/MBF. Cottonwood prices averaged \$120/MBF and poplar averaged \$184/MBF. Pecan, hickory and hackberry averaged \$163/MBF.

Landowners should realize that currently, oak demand is driving the hardwood market and other species such as sweetgum, hickory, elm, beech, sycamore and others are in less demand. Timber buyers these days are usually interested in oak stumpage although the oak grows with these other species, not usually pure stands. Therefore, the prices shown for "Mixed Hardwood Sawtimber" are prices paid for mixed stands but usually with at least 40 percent oak. The prices given at the high side of the range then, are stands with higher percentages of oak composition. Often, if a hardwood stand has a low percentage of desired species such as white and red oaks and ash it may be more difficult to sell. Hopefully, these comments will help landowners to interpret and apply the Mixed Hardwood sawtimber prices to their situation.

Pulpwood

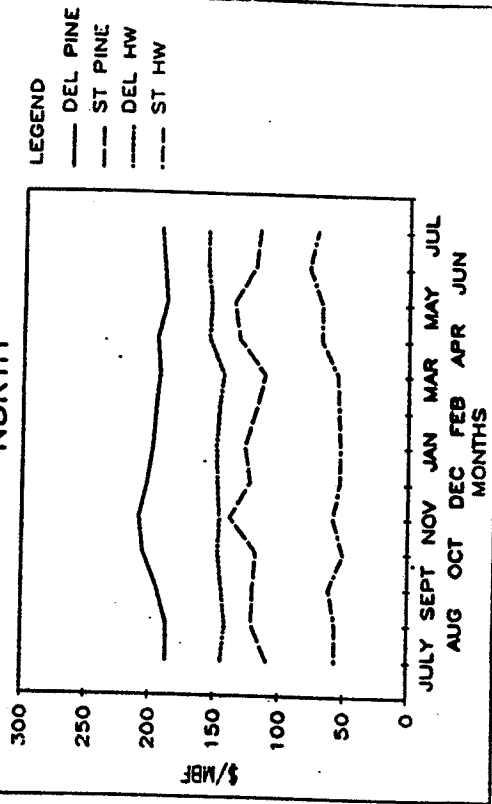
Pulpwood prices reported were steady but in several areas the pine market was very low. Prices often do not reflect market changes because prices are held constant and quotas are imposed.

Other Comments

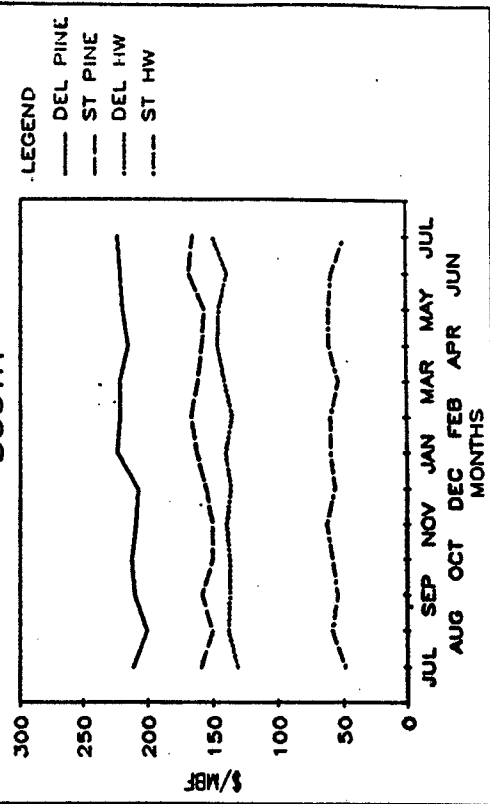
Most mills are still reporting that Southern Pine Beetle activity is less than expected except for timber north of a line from about Water Valley to Amory. Mills in North Mississippi still report Southern Pine Beetle activity but not severe.

Comments from users of the MCES Timber Price Report are welcome. If you see something you like or dislike let us know. Input from you will help make this report better. Send any suggestion to the authors at P. O. Box 5446, Mississippi State, MS 39762.

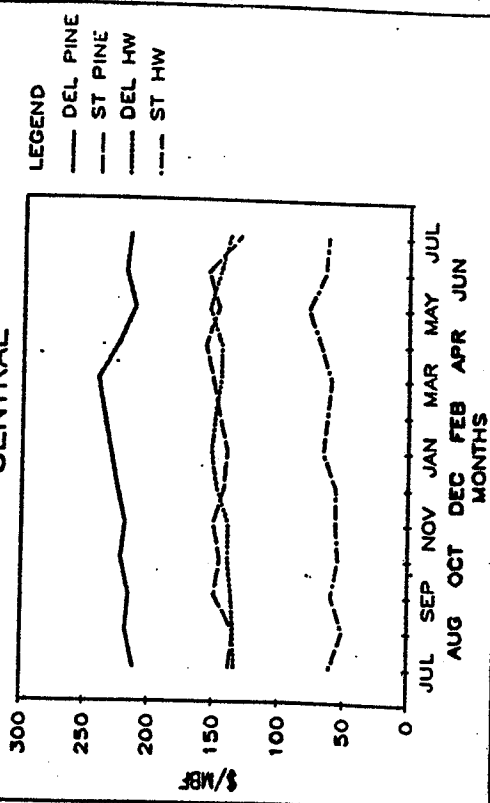
DELIVERED AND STANDING SAWTIMBER
PRICES FOR JUL 1986 - JUL 1987
NORTH



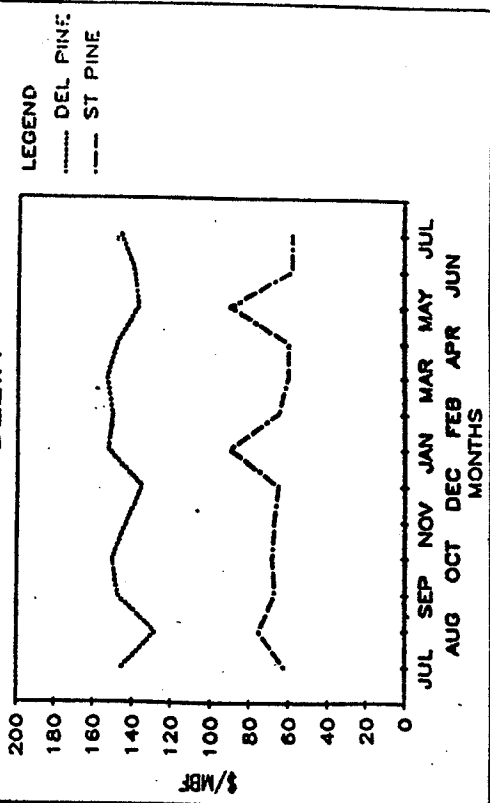
DELIVERED AND STANDING SAWTIMBER
PRICES FOR JUL 1986 - JUL 1987
SOUTH



DELIVERED AND STANDING SAWTIMBER
PRICES FOR JUL 1986 - JUL 1987
CENTRAL



DELIVERED AND STANDING SAWTIMBER
PRICES FOR JUL 1986 - JUL 1987
DELTA



MCES TIMBER PRICE REPORT

JUNE 1987

STANDING TIMBER

	North		Central		South		Delta	
	Low-High	Average	Low-High	Average	Low-High	Average	Low-High	Average
Pine sawtimber	110-130	120	150-160	155	135-227	168	-	-
Chip-n-saw pine	-	-	23-37	30	-	26*	-	-
Poles (pine)	-	-	-	-	-	-	-	-
Mixed hardwood sawtimber ²	58-100	78**	50-80	65**	60-63	62**	50-65	58**
Oak sawtimber	-	-	-	-	-	-	150-160	155
Soft hardwood sawtimber ³	-	-	-	-	-	-	-	-
Rare hardwood sawtimber ⁴	-	-	-	-	-	-	-	-
Pine pulpwood	7-10	9	-	6*	9-15	11.25	-	8*
Hardwood pulpwood	-	4.50*	3-4	3.50	4-11.50	7.25	5-7	6

DELIVERED PRICES⁵

	North		Central		South		Delta	
	Low-High	Average	Low-High	Average	Low-High	Average	Low-High	Average
Pine sawtimber	160-212	190	195-235	219	180-263	221**	-	-
Chip-n-saw pine	-	-	55-66	58.50	49-64	57	-	-
Poles (pine)	-	-	-	-	324-370	351	-	-
Mixed hardwood sawtimber ²	151-170	157	130-160	146	150-170	157	120-150	139
Oak sawtimber	-	-	-	-	-	-	225-255	242
Other hardwood sawtimber	-	-	-	-	-	-	115-255	**
Pine pulpwood	33-37	35.25	30-36	32	33.50-37	35.50	39-41	40.25
Hardwood pulpwood	-	29.50*	27-33	29	26-30	26.75	33-34.50	33.75

¹ Prices reported are for timber market transactions during the previous 30-day period, sawtimber prices in \$/MBF Doyle, chip-n-saw and pulpwood prices in \$/cord.

² "Mixed Hardwoods" are mostly: Ash, Beech, Cottonwood, Willow, Elm, Gums, Locust, Hackberry, Magnolia, Pecan, Hickory, Sycamore, Tupelo and Birch.

³ "Soft Hardwoods" are mostly: Cottonwood, Willow, Poplar and Gum.

⁴ "Rare Hardwoods" are mostly: Walnut, Cherry, Royal Paulownia, Persimmon, some species and grades of Cypress, certain prime grades of Cherrybark and White Oaks.

⁵ Delivered prices are values given at the sawmill or pulpwood yard gate.

*Only one price reported.

**See Timber Market comments.

Bob Martin

Bob Martin
Extension Economist
(601) 325-2515

Bob Daniels

Bob Daniels
Extension Forester
(601) 325-3150