



Mississippi 4-H Forestry



Insects and Disease

Identification

PPB4-0001.00

Study Slide Set: Diseases ₁



Compiled By
Dr. Bob Daniels
Extension Professor
Department of Forestry



Presentation

Prepared by

Kathy Nash

MSU-ES Support Services

AV Reference Room Manager/Information & Graphics Technician



Mississippi State
UNIVERSITY
Extension
SERVICE

Forest




Diseases

Chestnut

Blight



(CB)





**Typical
Cracking Of
Bark
And
Fructing
Bodies
Of
CB**



**Basal
Cracking
Caused
By
CB
Fungus**



**CB
Infection**

O a k

w i l l t

(ow)





OW – Killed Red Oak Trees



Leaves of OW Infected Red Oak



OW Symptoms On Live Oak



**OW
Infected
Tree**



White Pine Blister Rust (WPBR)



**WPBR
Trunk
Close-up
With
Fructing
Bodies**



**WPBR
Damage
To
Tree
Crown**



WPBR Close-up On Forked Trunk




WPBR On White Pine Twig



Fusiform Rust (FR)



FR
on
Pine
Sapling



**FR
on
Tree
Trunk**

Dwarf Mistletoe/ Mistletoe






**Dwarf
Mistletoe
Fruiting
Structures**



Dwarf Mistletoe



Mistletoe Plant



Mistletoe Clusters in Oak

Witches



Broom



**Witches
Broom
In
Larch**



Witches Broom on Pine


Dutch Elm



Disease (DED)




**Discolored Sapwood From
DED infected Tree**



DED Infected Tree (Elm)



**Yellow
Foliage
Caused
By
DED**



Nectria

Canker

(NC)



**Typical
Target-
Shaped
NC
On
Walnut**



Black Knot




**Black
Knot
on
Cherry
Tree**




**Black
Knot
Infection**

Brown Spot

(BS)





Needles of BS Infected Pine



BS Needle Blight on Longleaf Seedling

Annosus

Root Rot

(ARR)





Annosus Root and Butt Rot Conks



ARR, Resin Soaked Root



ARR, Rot Infection (Center)



**ARR,
Pocket
of
Dead
Trees**



ARR Fruiting Bodies (Conks)




ARR Conks on Root of Wind thrown Tree

Verticillium

Wilt



(VW)



**Sapwood Discoloration in
VW Infected Tree**

Needle Cast (NC)

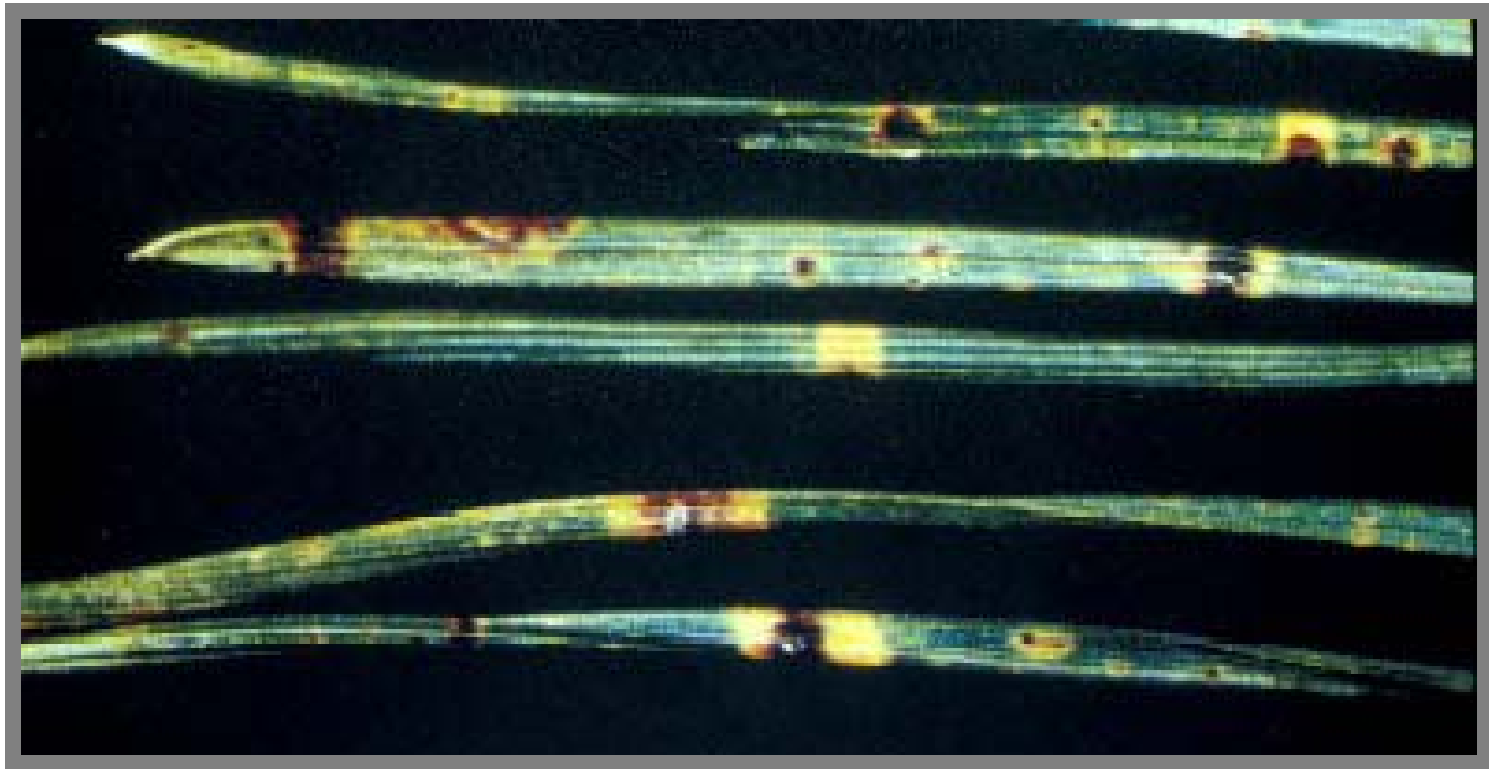




NC Infected Needles



NC Damage



**Needle Spots Caused
By NC Fungus**




NC on Slash and Loblolly Pine



**Fruiting Bodies on NC
Infected Tree**



**Red Bands of NC Fungus
on Pine Needles**



**Needles Spots of One
NC Fungus**




**Needle
Cast
Infected
Tree**

Cedar-Apple

Rust

(CAR)





**Fruiting Body of CAR on
Eastern Red Cedar**



**CAR Gall, and Damage
on Apple Leaf and Apple**



CAR Fruiting on Apple Leaf

Artist



Conk



Artist Conk

Hypoxyylon Canker (HC)





HC on Oak



White Trunk Rot of Birch (WTRB)




**WTRB
on
Paper
Birch**

Heart

Rot

(HR)





**Basal
HR
on
Oak**





**HR
Developing
on
Oak
Sprouts**

Phomopsis

Blight

(PB)





**Phomopsis
Blight
(PB)**



PB

Red Heart





**Advanced Heart Rot
Caused by RH Fungus**



**Red
Heart
Conk**

The

End



Mississippi State
UNIVERSITY
Extension
SERVICE